

SH-A1D_(Asymmetry)

GaAs Hall Sensor

Shipped in packet-tape reel (10,000pcs per reel)

Notice : Please check the important points on the back of this catalog when reviewing this product.

Absolute Maximum Ratings

Parameter	Symbol	Rating	Unit
Maximum Input Current	Vc	8	V
Maximum Input Power	Pd	150	mW
Operating Temp. Range	Topr	-40 ~ +120	°C
Storage Temp. Range	Tstg	-40 ~ +150	°C


Electrical Specifications

Parameter	Symbol	Conditions	Min.	Max.	Unit
Output Hall Voltage	Vh	Vc=6V, B=50mT	78	102	mV
Input Resistance	Rin	Ic=0.1mA, B=0mT	1600	2400	Ω
Output Resistance	Rout	Ic=0.1mA, B=0mT	3200	4800	Ω
Offset Voltage	Vo	Vc=6V, B=0mT	-8	+8	mV
Temp. Coeff. Of Vh	αVh	Ta=25~125°C B=50mT, Ic=5mA		-0.07	%/°C
Temp. Coeff. Of Rin, Rout	αRin	Ta=25~125°C B=0mT, Ic=0.1mA		0.3	%/°C
Linearity	ΔK	B=0.1/0.5T, Ic=5mA	-2	+2	%

※ Note.

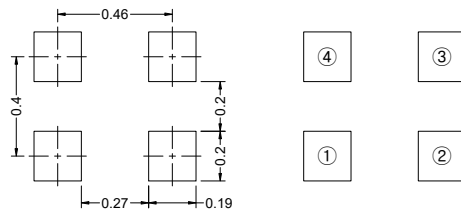
- 1) $V_h = V_{hm} - V_o$ (V_{hm} : measured at 50mT)
 - 2) $\alpha V_h = \frac{1}{V_h(T_1)} \times \frac{V_h(T_2) - V_h(T_1)}{(T_2 - T_1)} \times 100\%$
 - 3) $\alpha R_{in} = \frac{1}{R_{in}(T_1)} \times \frac{R_{in}(T_2) - R_{in}(T_1)}{(T_2 - T_1)} \times 100\%$
 - 4) $\Delta K = \frac{K(B_1) - K(B_2)}{[K(B_1) + K(B_2)] / 2} \times 100\%$
 - 5) $T_1 = 25^\circ\text{C}$, $T_2 = 125^\circ\text{C}$ $B_1 = 0.5\text{T}$, $B_2 = 0.1\text{T}$
- $$K = \frac{V_h}{I_c * B}$$

Marking (by Laser)

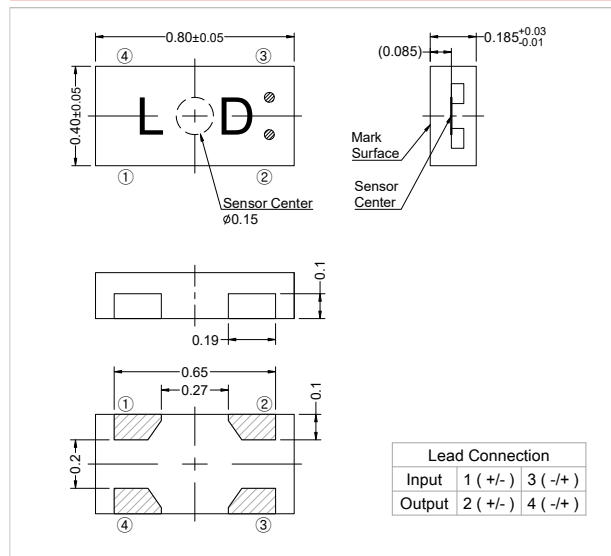


※ 1'st Character & Bar : Production Year/Month
2'nd Character : Production Date

Land pattern (for reference only) (Unit : mm)



Dimension Drawing (Unit : mm)



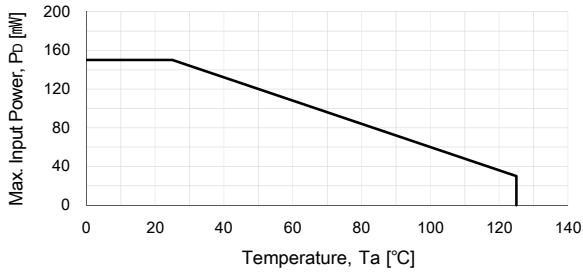
This product is not guaranteed or intended to be used for highly reliable purposes, such as medical, aerospace, transport, traffic signal, combustion, nuclear control, and various safety devices, in which failure or malfunction of the equipment is usually expected to cause serious damage to life, body, property, etc. Therefore, please do not use this product for these purposes unless otherwise authorized by us in writing. In the unlikely event that this product is used for these purposes, we shall not be liable for any damages arising from such use.

SH-A1D_(Asymmetry)

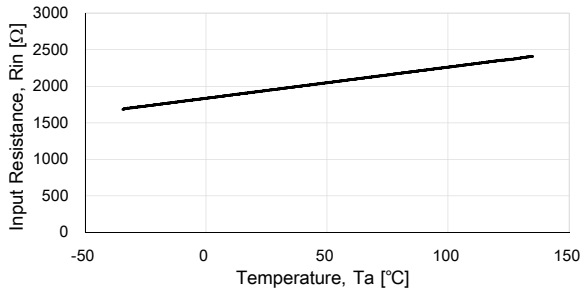
GaAs Hall Sensor

Characteristic Curves

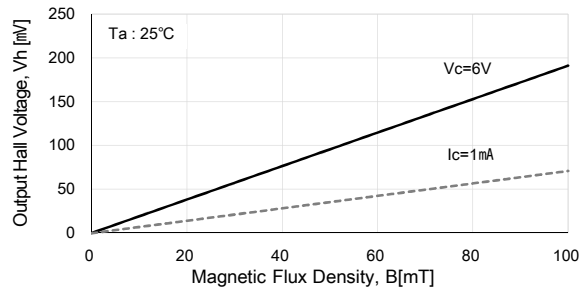
■ Allowable Package Power Dissipation



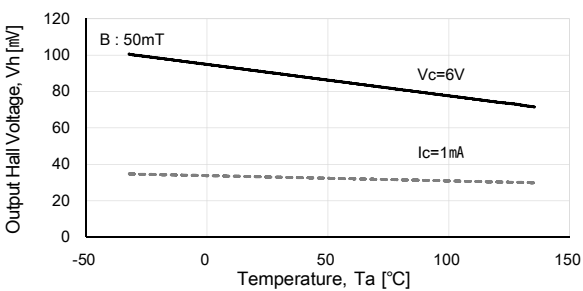
■ Rin-T



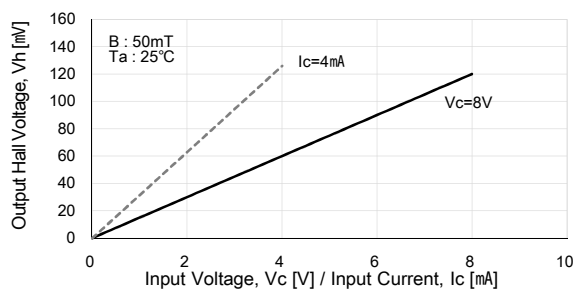
■ Vh-B



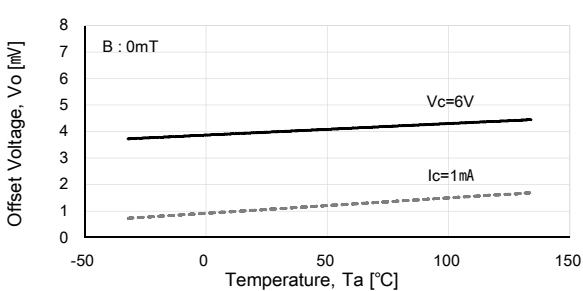
■ Vh-T



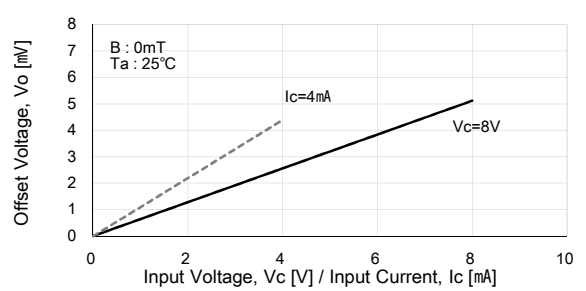
■ Vh-Vc, Vh-Ic



■ Vo-T (Reference)



■ Vo-Vc, Vo-Ic (Reference)



IMPORTANT NOTICE

- 1) Our products described in this document (hereinafter referred to as "Product") and the specifications of this product are subject to change without notice to improve this product. Therefore, please check with your sales representative or our dealership representative to ensure that the information contained in this document is up-to-date.
- 2) The information contained herein provides examples of the operation and application of this product and does not warrant or license any intellectual property rights or other rights of our company or any third party upon its use. If you use the information in your equipment design, it is your responsibility and we are not responsible for any damage caused to you or any third party due to the use of the information.
- 3) This product is not intended or guaranteed to be used for highly reliable purposes, such as medical, aerospace, transport, traffic signal, combustion, nuclear control, and various safety devices, in which failure or malfunction of the equipment is usually expected to cause serious damage to life, body, property, etc. Therefore, please do not use this product for these purposes unless otherwise authorized by us in writing. In the unlikely event that this product is used for these purposes, we shall not be liable for any damages arising from such use.
- 4) While we strive to improve quality and reliability, electronics can generally malfunction or fail. If you use this product, it is your responsibility to design the safety necessary for your product so that life, body, property, etc. are not compromised due to malfunction or failure of this product.
- 5) Do not use this product or the technical information contained in this document for purposes such as the development of weapons of mass destruction, military use, or other military purposes. Do not use this product or the technical information contained in this document on equipment systems that are prohibited from being manufactured, used or sold under local laws and regulations.